



at Trinity College

eduroam® is a global service that enables students, researchers and staff from participating institutions to obtain Internet connectivity across campus and when visiting other participating institutions by simply opening their laptop or activating their smartphone or other portable device.

With eduroam, you get Internet access not only via the wireless network at Trinity College, but also when visiting other participating universities, colleges, research centers and libraries.

Introduction

This document outlines how to configure your iPhone or iPad to connect to the eduroam wireless network.

Please note:

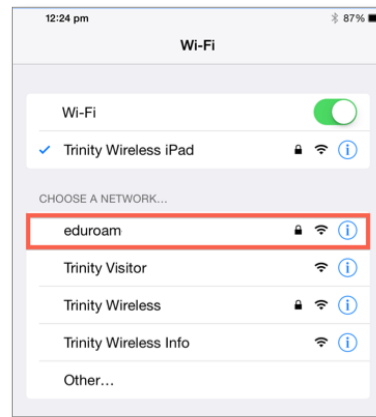
- For most trouble-free experience, Trinity College staff and students should connect to eduroam while on Trinity College campus before connecting to eduroam at another university.
- Trinity IT Client Services can assist with the initial setup of your iOS device

Connecting to eduroam wireless network

1. Tap “**Settings**”



2. Tap **Wi-Fi**. The device will now look for available networks.
Tap **eduroam** once the network shows up under “CHOOSE A NETWORK...”



3. You will have to provide credentials
 - **Username:** home institution username

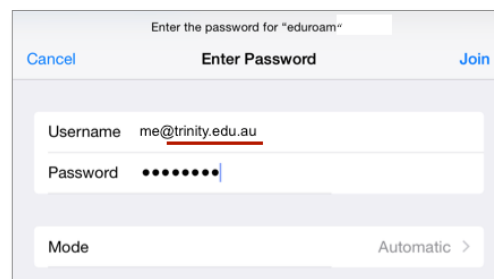
Trinity College staff and students

Enter your Trinity College username followed by **@trinity.edu.au**

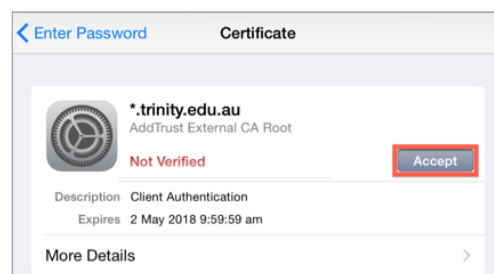
Please note:

Do not use @trinity.unimelb.edu.au

- **Password:** home institution password
- Tap “**Join**”



4. You will be asked to accept the authentication certificate.
Tap “**Accept**”
Your device will now connect to **eduroam**



Contact Us

Remember, for most trouble-free experience, Trinity College staff and students should connect to eduroam while on Trinity College campus before connecting to eduroam at another university.

We are happy to assist you with the initial configuration of your mobile device. Please visit Trinity IT Client Services in the Evan Burge building or at Level 5, 200 Victoria Street Monday to Friday from 8:30am to 5:30pm

Please note:

To troubleshoot connection problems Trinity College staff or students must first contact Trinity College IT Client Services, even from remote locations.

Visitors at Trinity College must first contact support at their home institution before contacting Trinity College IT Client Services.

- If you have access to the Internet, please log an IT Request ticket via the Portal on https://portal.trinity.edu.au/portal/forms/itsupport_form.php
- Otherwise contact the Trinity IT emergency line on +61 (0)3 9348 7070. Please be mindful of the time difference when calling from overseas locations